

# HAJ COMMITTEE OF INDIA

(Statutory body constituted under the Act of Parliament No. 35 of 2002)  
Ministry of Minority Affairs, Government of India.

## Civil Services Residential Coaching Institute

Haj House, 7-A. M.R.A. Marg (Palton Road), Mumbai – 400 001  
Phone: 022-22107070, Email: [hajiascgc@gmail.com](mailto:hajiascgc@gmail.com)

Dated: 27<sup>th</sup>, October, 2020.

### IMPORTANT NOTIFICATION

Those candidates who have registered their application for Civil Services Residential Coaching Institute for the academic year 2020-21 within the extended date i.e. 15<sup>th</sup> October, 2020, but could not attend Entrance Test due to various reasons are hereby informed that, Haj Committee of India has fixed one hour Online Multiple Choice Question (MCQ) based test for such candidates on 29<sup>th</sup> October, 2020, between 11.00 a.m. to 12.00 p.m. There will be 50 Questions on five (05) different subjects, carrying 10 marks each, i.e. History/Geography, Polity/Economics, Science-Technology/Environment, Current Affairs and CSAT. Each Question will carry 02 marks, with negative marks of 0.66 for each wrong answer. Supervisor / Procter will monitor the Candidates during Online Test. Instructions alongwith the list of candidates appearing for Online Test on 29<sup>th</sup> October, 2020, is also enclosed herewith for information to the individual candidates.

(Dr. Maqsood Ahmed Khan)  
Chief Executive Officer

Sr. No.	Candidate Code	First Name
1	IAS-52	ASHTEKAR MOHASIN BABULAL
2	IAS-115	SHAIKH MOHD SAAD ASADULLAH
3	IAS-226	ANSARI MOHMMED KAYYUM
4	IAS-292	SAYAD MANSOOR ALI
5	IAS-434	KHAN
6	IAS-444	SUTHAR NABILA
7	IAS-521	QAMAR TAHIR
8	IAS-611	JUNED SHAIKH
9	IAS-667	MOHAMMED SAQIB
10	IAS-860	ABU TORAB
11	IAS-976	MALEK MAHMMADTANSIM MAHMMADHAFIZ
12	IAS-982	SHEKH RAHIL
13	IAS-997	SHAMSUDDIN
14	IAS-1001	SHAIKH MOHAMMAD AJAZ GULAMKADAR
15	IAS-1023	FARAZ MASIUDDIN SIDDIQUI
16	IAS-1075	HALDARWA NADIMKHAN
17	IAS-1329	NAWAZ ALAM
18	IAS-1407	MOHAMMAD DANISH
19	IAS-1618	MOHAMMED YASIR VALAPPIL
20	IAS-1647	SHAISTA PRAVIN
21	IAS-1671	BALOLIYA MUHAMMED A
22	IAS-1697	NAZIM KHAN
23	IAS-1735	MD TASLIM UDDIN
24	IAS-1783	SHAIKH HUSSAIN
25	IAS-1810	MD EKRAMUDDIN
26	IAS-1839	ANSARI KY
27	IAS-1865	TAHER HOSSAIN
28	IAS-1920	SYED HASSAAN
29	IAS-1952	JUNED DASTAGIR MALDAR
30	IAS-1965	MASOOM ALAM
31	IAS-1976	RATURI ANITA
32	IAS-2105	BEGAM SAJEDA
33	IAS-2237	SYED SABER
34	IAS-2316	SHAHAMA PARVEEN EM
35	IAS-2357	ARIFEEN SHAMSUL
36	IAS-2372	NAZIYA ASIF KHAN



37	IAS-2449	MUSHAHID ABUL
38	IAS-2461	SAFEER AHMAD
39	IAS-2473	RASHID HARUN
40	IAS-2509	KHAN JUNAID
41	IAS-2564	MOHAMMAD ASHAD
42	IAS-2605	ANSARI SABA ANJUM MOHAMMAD RAEES
43	IAS-2630	SHEIK BAJIBABA
44	IAS-2639	MD ARMAAN
45	IAS-2711	MOMIN AYSHA RAJU
46	IAS-2750	MIR MOHAMMAD ISHFAQ
47	IAS-2798	SHOAIB MASOODI
48	IAS-2808	SHAIKH SUMAIYYA ABDUL HAMEED
49	IAS-2809	RINSHID M K
50	IAS-2830	KHAN AKRAM
51	IAS-2841	SAGEER AHMAD USMANI
52	IAS-2929	NADEEM AHMED
53	IAS-2940	MD SHADAB
54	IAS-2952	SHAFI SHAISTA
55	IAS-2960	ZIAD ULLAH
56	IAS-3039	IFFAT MAAB
57	IAS-3103	FOZAIL DANISH
58	IAS-3137	MOHD IQBAL ZARGAR
59	IAS-3138	ALI AJAS
60	IAS-3139	SHAIKH RAHIMODDIN RIYAZODDIN
61	IAS-3161	SHAHIN MUSHARRAT
62	IAS-3245	MD SHAHBAZ ALAM
63	IAS-3263	SHAIKH AMIN BASHIR
64	IAS-3419	KURESHI SAJID AHMEDBHAI
65	IAS-3421	ANAM KHATUN
66	IAS-3482	SHAIKH
67	IAS-3487	SAVEER AHMAD
68	IAS-3563	MOHD ARIF
69	IAS-3577	SAIFI SHAHJAHAN MUSTAKEEM
70	IAS-3643	MUNTAZIR IMAM
71	IAS-3798	MOHAMMAD SHAHZAD MOHAMMAD ARIF
72	IAS-3860	ALTAF
73	IAS-4007	PATHAN MUJAMMIL TAYYAB




74	IAS-4017	M VINOD KUMAR
75	IAS-4068	MD FAIZUL BARI
76	IAS-4133	SYED ARIF HUSSAIN
77	IAS-4204	SAYYED MEHBOOB SHAKIL
78	IAS-4223	MULLA SAIF AYUB
79	IAS-4224	KAMRUL HAQUE
80	IAS-4263	KUKDA MOHSIN
81	IAS-4371	GUJARATI SUFIYABANU SAJIDBHAI
82	IAS-4456	FARHEEN RUKHSAR
83	IAS-4551	FANGANI

(Dr. Maqsood Ahmed Khan)  
Chief Executive Officer



## Haj Committee of India

### Instructions for online entrance test for Civil Services Residential Coaching Institute, for the year 2020-21, to be held on 29-10-2020.


- The clock displayed has been set as per our server time. There is a countdown timer at the top right corner of the screen which will display the time within which you have to complete the exam.
- The exam will start at the exact time as notified in the final date sheet.
- The candidates will get up to ten minutes to read the instructions.
- The candidates will get maximum sixty minutes to answer the all the questions. However, the end time of the examination remains same for all the candidates. If a candidate starts late or spends more than ten minutes in reading the instructions, he/she will get lesser time to answer the questions as the end time of the test is same for all.
- No extension of time is permissible.
- Hence, the candidates are advised to be careful about time.
- Click one answer from the options (radio buttons) to select your answer.
- To change an answer selection, simply click the desired option radio button.
- Click on **SAVE & NEXT** to save the answer before moving to the next question. The next question will automatically be displayed.
- Make sure you click on **SAVE & NEXT** button every time you want to save your answer.
- Click on **"SKIP"** to answer the question later
- Click on **"Mark for Review"** to mark for later verify before final submission.
- To go to a question, click on the question number in the Question Palette on the right-hand side of the screen.
- The colour coded diagram on the right side of the screen shows the status of the questions:
  - White - you have not visited the question
  -  Red - you have not answered the question
  -  Green - you have answered the question
  -  Purple – You have Marked for Review later
- When the stipulated time gets over (counter shows 0) then your answers will be submitted automatically, and you will not be able to make any changes.
- If there is a power failure or network problem while you are attempting the exam, you may login again after the problem is resolved and continue the exam. You can start the test from the same point and attempt the remaining questions.
- After you start the examination it will end automatically after the stipulated time elapses provided you are logged in to the exam portal during the time elapses.
- **If you close the exam window without ending the test, your result will NOT be considered.**
- Once the examination time is up, you will not be able to attempt it again.
- You need to complete the exam in the mentioned time only. Extension in time is not allowed. The exam can be attempted only on the scheduled dates & Time.



- The candidate should ensure that during the exam no other person is present. The exam is continuously monitored and candidate may get disqualified if any such activity is recorded.
- Following activities are strictly prohibited during the exam:
  - Use of electronic devices, textual material and Stationery items like Calculator, Pen Drives, Calculator, Log Table, Electronic Pen/Scanner etc. However, candidates can use blank paper and pencil at the time of exam for rough work.
  - Use of tele-communication devices like Mobile Phone, Head phones, Bluetooth Earphones, Pager, Health Band etc.
  - It is the candidate's sole responsibility to be properly dressed during the online examination and be mindful of the fact that you are in front of webcam. The candidate should ensure a proper posture and also place the camera correctly so that there is no indecent exposure.
- Wear decent clothing during the examination.
- The action performed by the candidate on the exam window interface will be recorded throughout the exam. IP address of your computer will also be recorded during the exam.
- This recorded information will be used only for ensuring fairness and transparency in the conduction of the exam & this evidences recorded will be solely used for monitoring the exam.
- The recorded data will be automatically uploaded to the server.
- Make sure that there is no noise at the background during the exam.
- While attempting the examination, no other application or webpage should be opened except provided exam software.
- Switching, minimizing, or closing the exam window is not allowed during the exam.
- Availability of the hardware, software, Broadband Internet & power backup at the time of the exam is the sole responsibility of the candidate and Haj Committee of India will not be responsible for any delay in the exam due to failure of the above-mentioned resources at the candidate's side. No time extension shall be given in any case and no such calls will be entertained. Hence candidate should ensure and plan accordingly the availability of the proper backup and alternate resources. The expenses incurred for making the above setup ready for the exam shall be borne by the candidate themselves.
- If due to any reason, the computer shuts down or the exam window gets closed, the candidate can re-login and can continue with the exams. For instance, if candidate has started giving the exam at 10:00 a.m. and at 10:15 a.m., s/he had a problem and the system hung, then s/he can re-start computer, re-login, and continue the exam. But the above option will work only till the exam end time as per the mentioned schedule. i.e. the balance duration of the exam.
- Haj Committee of India in its sole discretion may disqualify the candidate if the candidate fails to follow the pre-examination instructions or causes a breach in the terms and conditions of online examination or has supplied false or incorrect or incomplete information, or for any other reason, the university finds appropriate.

### Other Instructions:

- The total duration of the test is 60 minutes.
- Candidates are advised to use Google Chrome for appearing Online Test.
- Candidates are advised to appear for Test on Desktop / Laptop. Not advisable to appear on Mobile.
- Please confirm Camera is on while appearing for the Test.
- In all there will be 50 Multiple Choice Questions from different subjects for 100 marks.
- Each question carries 02 marks with negative marks of 0.66 for each wrong answer.

  
(Dr. Maqsood Ahmed Khan)  
Chief Executive Officer